

in Pkwy


A
B
C
D
E
F

Warm Up Pens

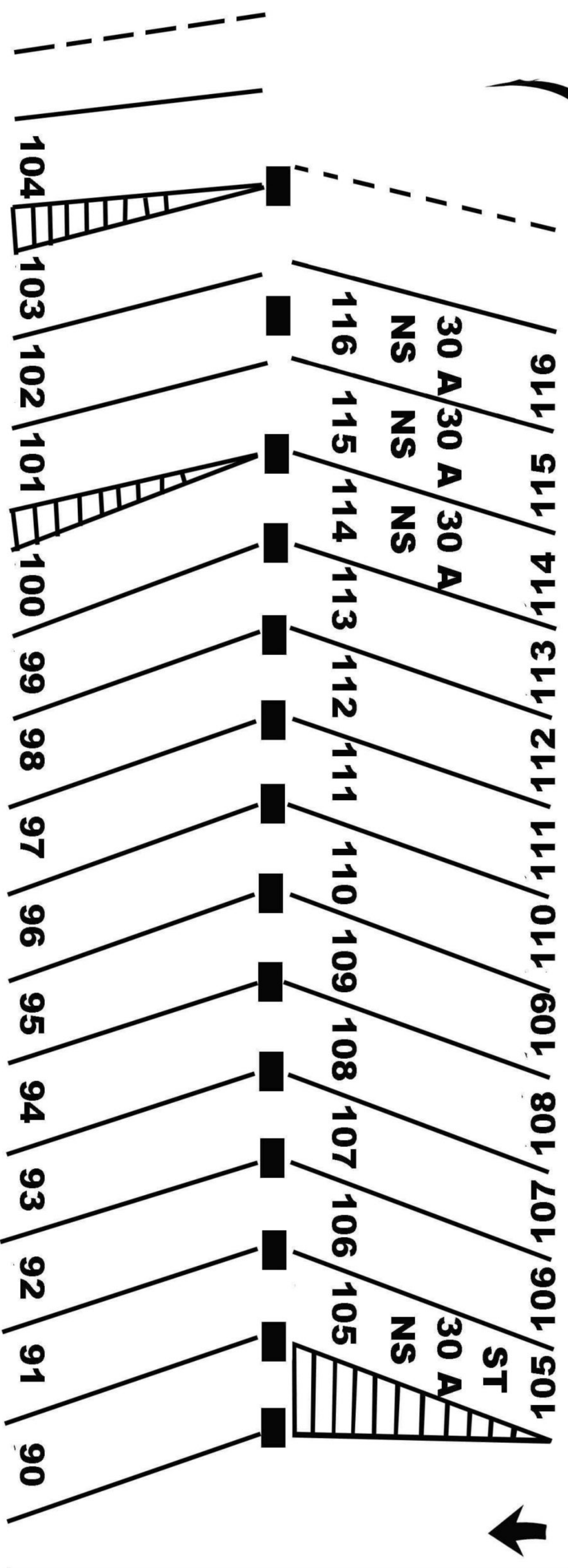
ARENA

Upper
RV
Lot

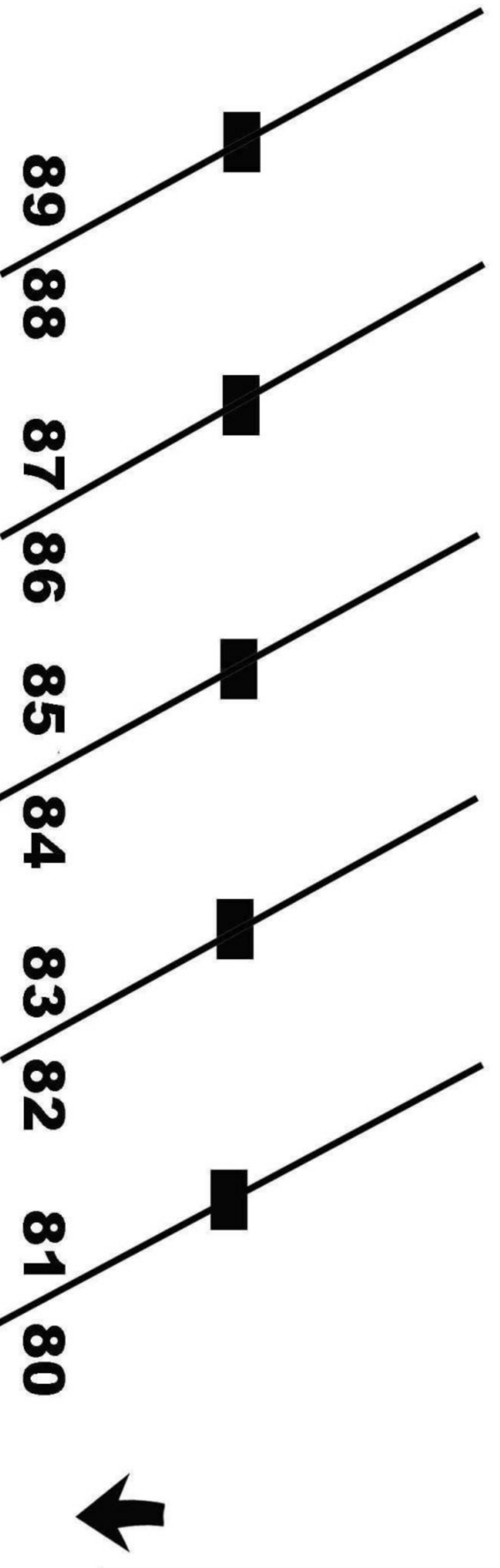
Lower RV Lot



V.I.P. LOT



SHOW PLACE RV LOT (B)



UPPER RV LOT

79	PARK ON BACK SIDE
78	PARK ON BACK SIDE
77	PARK ON BACK SIDE
76	PARK ON BACK SIDE
75	
74	
73	
72	
71	
70	
69	
68	
67	
66	
65	
64	
63	
62	
61	
60	
59	
58	
57	
56	
55	
54	

<- PARK AT SLANT
<- PARK AT SLANT

27	
28	
29	
30	
31	
32	

33	
34	
35	
36	
37	
38	
39	
40	
41	
42	
43	
44	
45	
46	
47	
48	
49	
50	
51	
52	
53	

	26
	25
	24
	23
	22
	21
	20

	19
	18
	17
	16
	15
	14
	13
	12
	11
	10
	9
	8
	7
	6
	5
	4
	3
	2
	1

all sites are 30amp power and water only

SHOW PLACE ARENA BARN CHART BARN A

EVENT NAME: _____

102	101	100	99	98	97	96	95	
69	70	71	72	73	74	75	76	

	94	93	92	91	90	89	88	87	86
Water	77	78	79	80	81	82	83	84	85

WASH RACK		68	67	66	65	64	63	62	61	
35	36	37	38	39	40	41	42			

Water Hook-ups		60	59	58	57	56	55	54	53	52
43	44	45	46	47	48	49	50	51		

34	33	32	31	30	29	28	27	
1	2	3	4	5	6	7	8	

Water	26	25	24	23	22	21	20	19	18
9	10	11	12	13	14	15	16	17	

Total Horses _____
 Total Tack _____
 Total Stalls _____

SHOW PLACE ARENA BARN CHART BARN B

EVENT NAME: _____

102	101	100	99	98	97	96	95
69	70	71	72	73	74	75	76

94	93	92	91	90	89	88	87	86
77	78	79	80	81	82	83	84	85

Water

68	67	66	65	64	63	62	61
35	36	37	38	39	40	41	42

60	59	58	57	56	55	54	53	52
43	44	45	46	47	48	49	50	51

Water Hook-ups

WASH RACK

34	33	32	31	30	29	28	27
1	2	3	4	5	6	7	8

26	25	24	23	22	21	20	19	18
9	10	11	12	13	14	15	16	17

Water

Total Horses _____

Total Tack _____

Total Stalls _____

SHOW PLACE ARENA BARN CHART BARN C

EVENT NAME: _____

102	101	100	99	98	97	96	95	
69	70	71	72	73	74	75	76	

	94	93	92	91	90	89	88	87	86
Water	77	78	79	80	81	82	83	84	85

	68	67	66	65	64	63	62	61	
WASH RACK	35	36	37	38	39	40	41	42	

	60	59	58	57	56	55	54	53	52	
Water	43	44	45	46	47	48	49	50	51	WASH RACK

34	33	32	31	30	29	28	27	
1	2	3	4	5	6	7	8	

Water	26	25	24	23	22	21	20	19	18
	9	10	11	12	13	14	15	16	17

Total Horses _____
 Total Tack _____
 Total Stalls _____

SHOW PLACE ARENA BARN CHART BARN D

EVENT NAME: _____

94	93	92	91	90	89	88	87	86
77	78	79	80	81	82	83	84	85
Water Hooks								

102	101	100	99	98	97	96	95
69	70	71	72	73	74	75	76

60	59	58	57	56	55	54	53	52
43	44	45	46	47	48	49	50	51
WASH RACK								

68	67	66	65	64	63	62	61
35	36	37	38	39	40	41	42
WASH RACK							

26	25	24	23	22	21	20	19	18
9	10	11	12	13	14	15	16	17
Water								

34	33	32	31	30	29	28	27
1	2	3	4	5	6	7	8

Total Horses _____
 Total Tack _____
 Total Stalls _____

SHOW PLACE ARENA BARN CHART BARNE

EVENT NAME: _____

104	103	102	101	100	99	98	97	96
87	88	89	90	91	92	93	94	95

Wash Area	112	111	110	109	108	107	106	105	
77	78	79	80	81	82	83	84	85	86

66	65	64	63	62	61	60	58	58
49	50	51	52	53	54	55	56	57

76	75	74	73	72	71	70	69	68	67
39	40	41	42	43	44	45	46	47	48

28	27	26	25	24	23	22	21	20
11	12	13	14	15	16	17	18	19

38	37	36	35	34	33	32	31	30	29
1	2	3	4	5	6	7	8	9	10

Total Horses _____
 Total Tack _____
 Total Stalls _____

SHOW PLACE ARENA BARN CHART BARN F

EVENT NAME: _____

112	111	110	109	108	107	106	105	104	103	
75	76	77	78	79	80	81	82	83	84	

102	101	100	99	98	97	96	95	94	
85	86	87	88	89	90	91	92	93	

74	73	72	71	70	69	68	67	66	65	
37	38	39	40	41	42	43	44	45	46	

64	63	62	61	60	58	58	57	56	
47	48	49	50	51	52	53	54	55	

36	35	34	33	32	31	30	29	28	27	
	WASH AREA	1	2	3	4	5	6	7	8	

26	25	24	23	22	21	20	19	18	
9	10	11	12	13	14	15	16	17	

Total Horses _____
 Total Tack _____
 Total Stalls _____